



All Saints'
Academy
Cheltenham

YEAR 7 APPLICATIONS ADMISSIONS GUIDE



HOW TO SET UP YOUR ACCOUNT

- You'll receive an email to the address you provided to Gloucestershire County Council, with a temporary password.
- Click the link in the email to open the All Saints' Academy enrolment page.



Dear

We are delighted to offer a place at All Saints' Academy for September 2026.

We understand that choosing a school is a big decision. This can feel exciting and a little overwhelming at the same time. Please know that we are here to support you and your child every step of the way.

What happens next:

Over the next few weeks, you will receive information about:

- Transition events
- Opportunities to visit the Academy
- Important next steps

Important date:

You must accept or decline your child's place by Monday 16th March. You will need to respond in two ways:

- Via the county admissions link sent to you
- By logging into your All Saints' Academy application account using the details below

Below are your login details for All Saints' Academy:

Email:

Password:

Please use the following link to log in, review your offer, and respond:

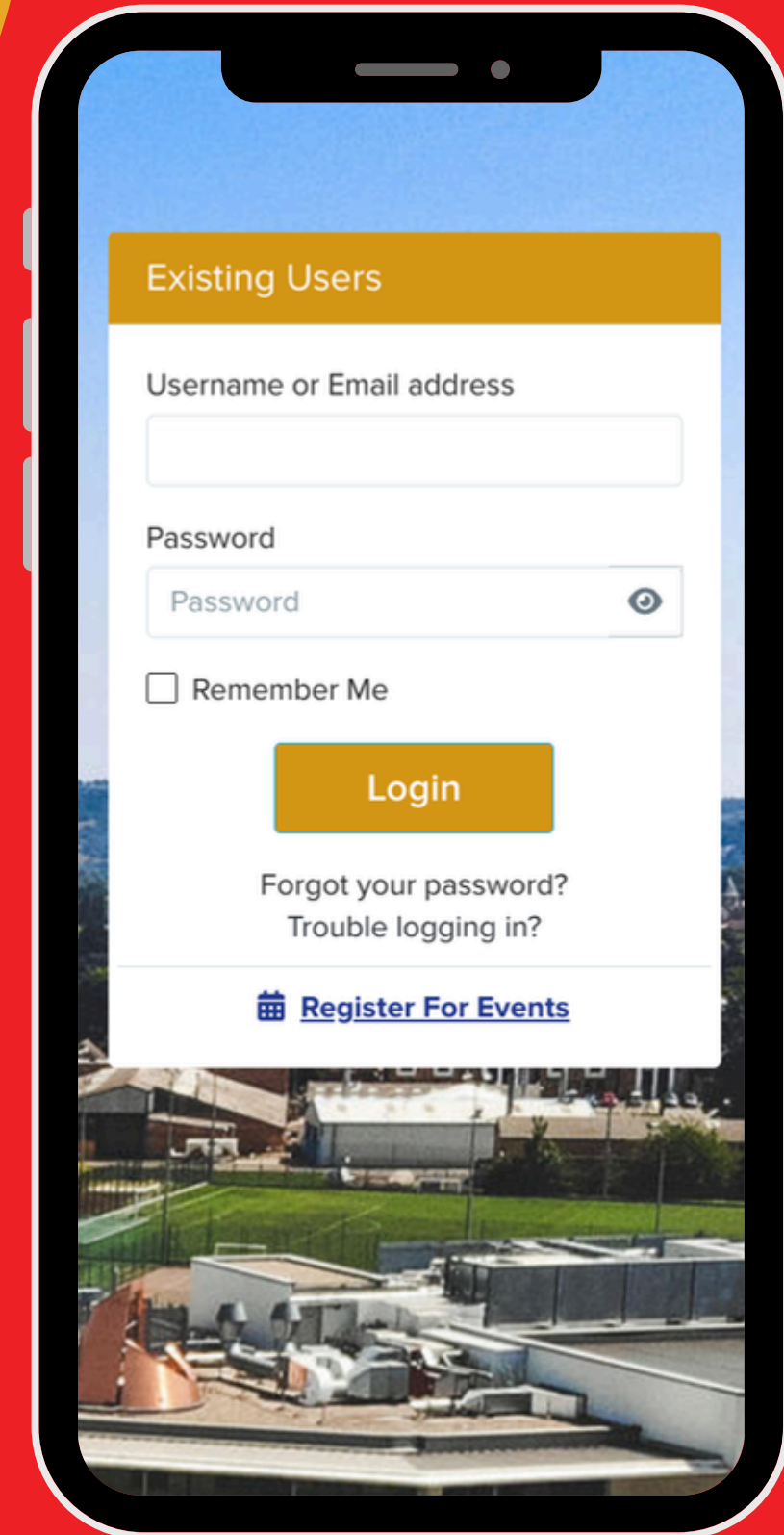
[Click Here](#)

If you have any questions, please get in touch. We would be very happy to welcome you.

We look forward to getting to know you and your child.

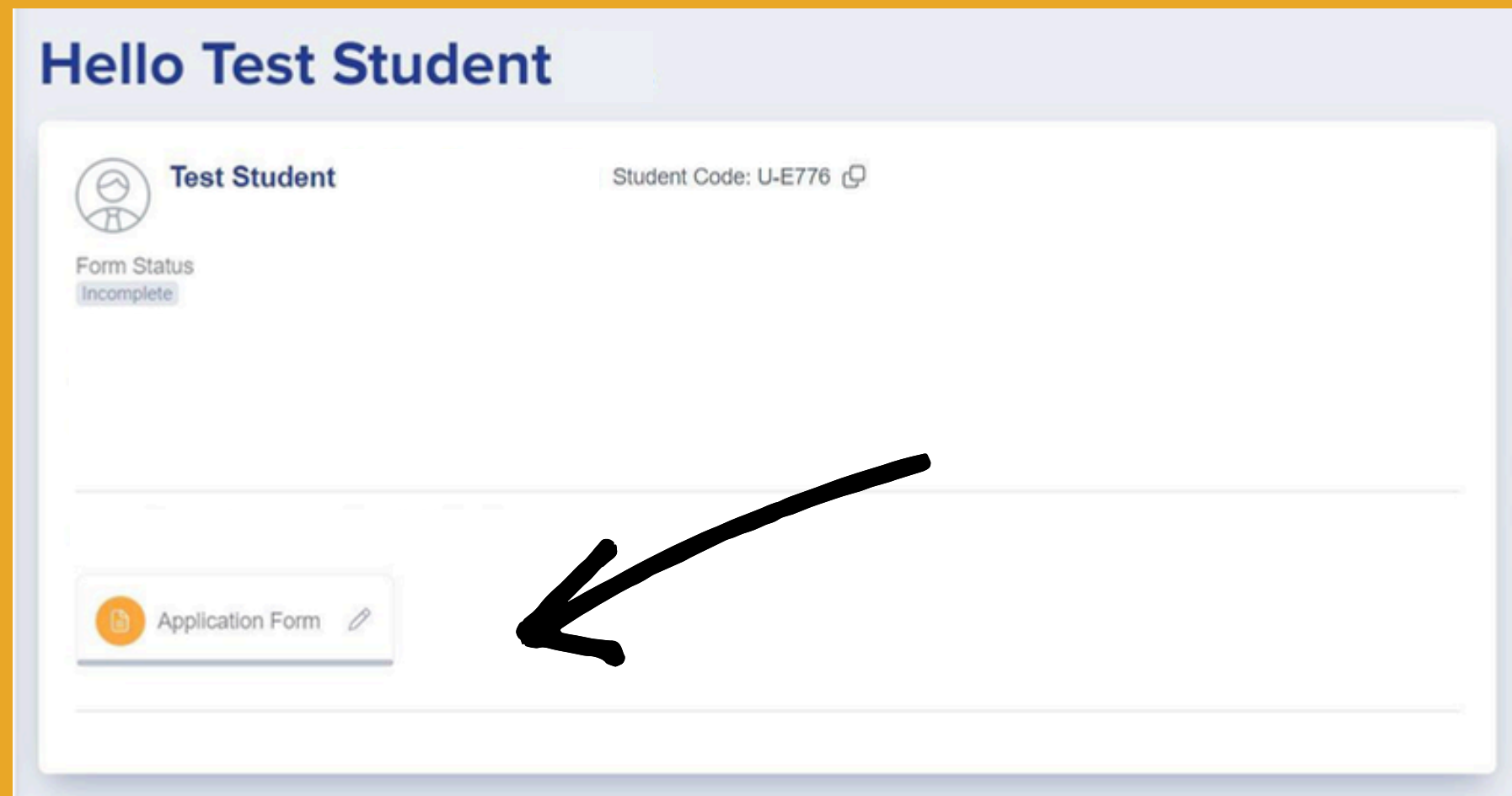
LOGGING IN

- Enter your email address and temporary password in the 'Existing Users' box.
- You'll need to create a new password before you can carry on.
- Write your new password down somewhere safe – you'll need it every time you log in.
- Read and accept the All Saints' Academy privacy policy.



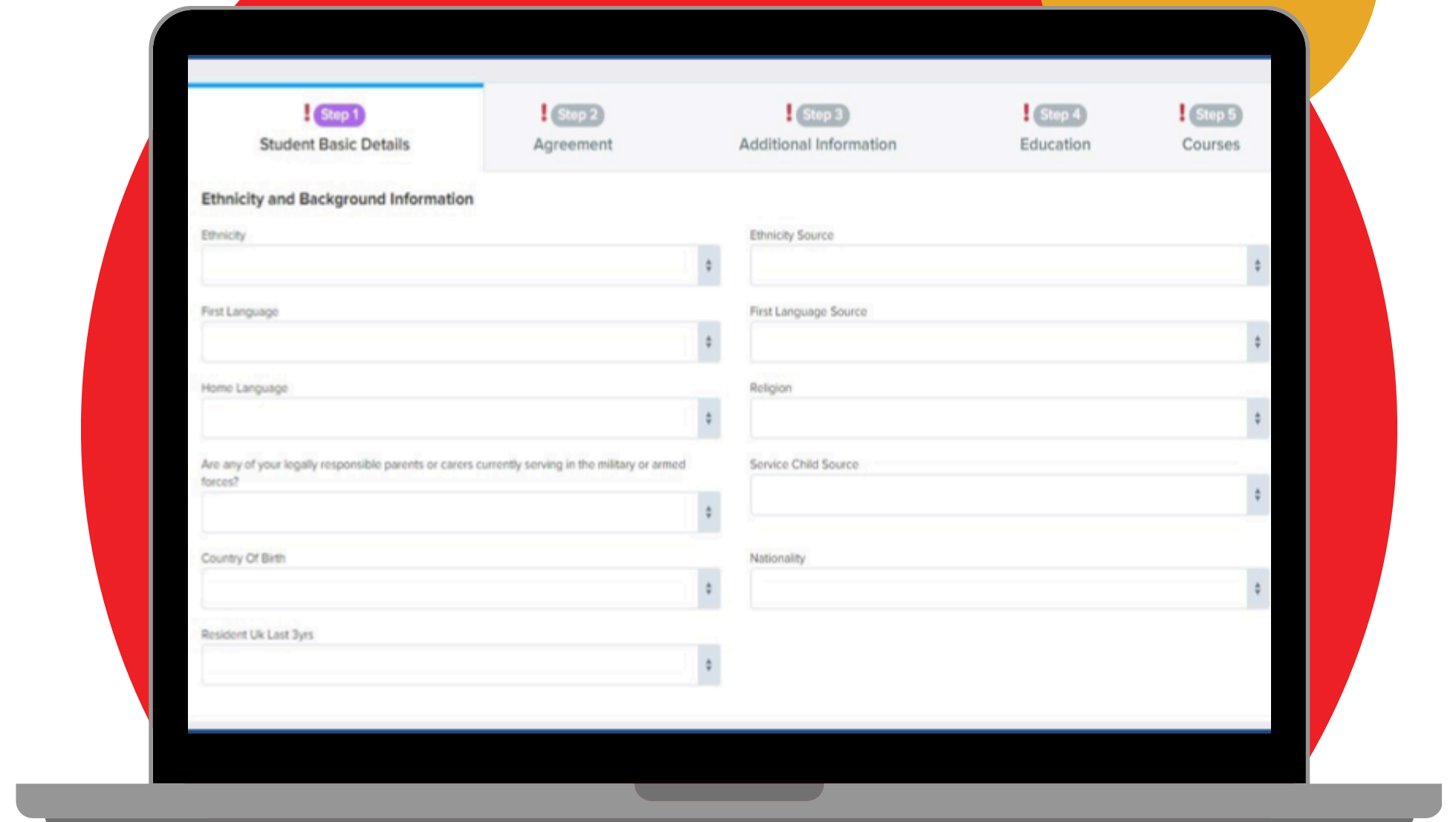
START YOUR ENROLMENT FORM

- Once you've logged in, accept your child's place. Then you'll see a welcome message and an 'Admission Form' icon on your homepage.
- Click the icon to open your form and begin filling it in.



COMPLETING YOUR APPLICATION

- Please complete all sections of the form so that we have the most up-to-date information for you and your child.



The image shows a laptop screen displaying a web-based application form. The form is divided into five steps, with Step 1, 'Student Basic Details', currently active. The form is titled 'Ethnicity and Background Information' and contains several dropdown menus for data entry. The fields are arranged in two columns:

Field Name	Field Name
Ethnicity	Ethnicity Source
First Language	First Language Source
Home Language	Religion
Are any of your legally responsible parents or carers currently serving in the military or armed forces?	Service Child Source
Country Of Birth	Nationality
Resident Uk Last 3yrs	

APPLICATION CONFIRMATION



All Saints'
Academy
Cheltenham

Dear {{CONTACT_FIRST_NAME}} {{CONTACT_LAST_NAME}},

Thank you for registering your parent account with {{SCHOOL_NAME}}'s
Online Student Enrolment Form.

Your profile has been created successfully.

Please confirm your email address by clicking on the following link:

{{URL}}

Once your email has been validated, you can continue your child's Student
Enrolment Form.

Please note, you will now need to login as a registered parent.

We will continue to keep you updated via our Transition Bulletin so please

- When you've finished every section, you'll get a confirmation email explaining what happens next.
- If you have any questions or need help, email us at:
admissions2026@asachelt.org